

ESVOT

23rd ESVOT CONGRESS Lisbon (P)

25th-28th September 2024



“

Dear ESVOT Friends,

On behalf of the ESVOT Board and of the organising committee, I extend a warm welcome to you all. We are delighted you could join us for ESVOT 2024 in Lisbon, the fantastic blue sky city.

We worked hard to shape a super cutting edge program, involving the best speakers worldwide, that I am confident you will enjoy.

Rather than the classic 4 streams program, we provide you a pre-congress days with workshops, in collaboration with the medical device companies that I would like to reward for their huge contribution. Also we have two amazing “clinical arena” to debate “hot topics” that I am sure will inspire you.

Finally there is an attractive social program, to relax and be in touch with your peers, tasting the appetizing portuguese food.

Enjoy ESVOT, enjoy Lisbon!

”

Warm-hearted greetings.



Bruno Peirone
ESVOT President

A handwritten signature in dark ink, appearing to read 'Bruno Peirone'. The signature is fluid and cursive, with a long, sweeping underline.

Thank you to all the sponsors and exhibitors
for their generous support given to
the 23rd ESVOT Congress

SPONSORS AND EXHIBITORS

COMPANY	STAND	COMPANY	STAND
ABM IMPLANTS	13H	LICK SLEEVE LLC	3I
ANIMAL HOSPITAL SUPPLY	1A	LOCKING-TECH LTD.	3D
VETERINARY ORTHOPAEDICS	9F	MATHEMEDIX OY	3C
APMVEAC	14I	MEDICAL INVENTI SA	2L
ARTHEMIDEX SRL	10G	MOVORA	4B
ARTHREX GMBH	3A	NOVETECH SURGERY	4E
B. BRAUN VET CARE GMBH	2E	ORTHOMED	1I
BETA IMPLANTS	10I	PAKROM INSTRUMENTS	9H
BIOMENDEX	5I	RITA LEIBINGER MEDICAL	5C
BIOSURGEX S.L.	1B	SECUROS EUROPE GMBH	5E
BLUE SURGICAL INSTRUMENTS	12L	SIMINI TECHNOLOGIES	12I
CAVIX	9G	STERILUX	11H
DEPUY SYNTHES	6C	STIF PETCARE	11I
EICKEMEYER KG	9I	SURG'X	1E
FUSION IMPLANTS	3B	TIERARZT PLUS PARTNER	4L
HASVET	7I-8L	VET 3D	6D
IWET	5B	VET - X - PERTS GMBH	10H
JEIL MEDICAL	10L	VETERINARY INSTRUMENTATION	5D
KARL STORZ SE & CO. KG	6E	VETWELDING	6L
LABORATORIOS VETPLUS S.L.	1C	ZEBRIS MEDICAL GMBH	13I

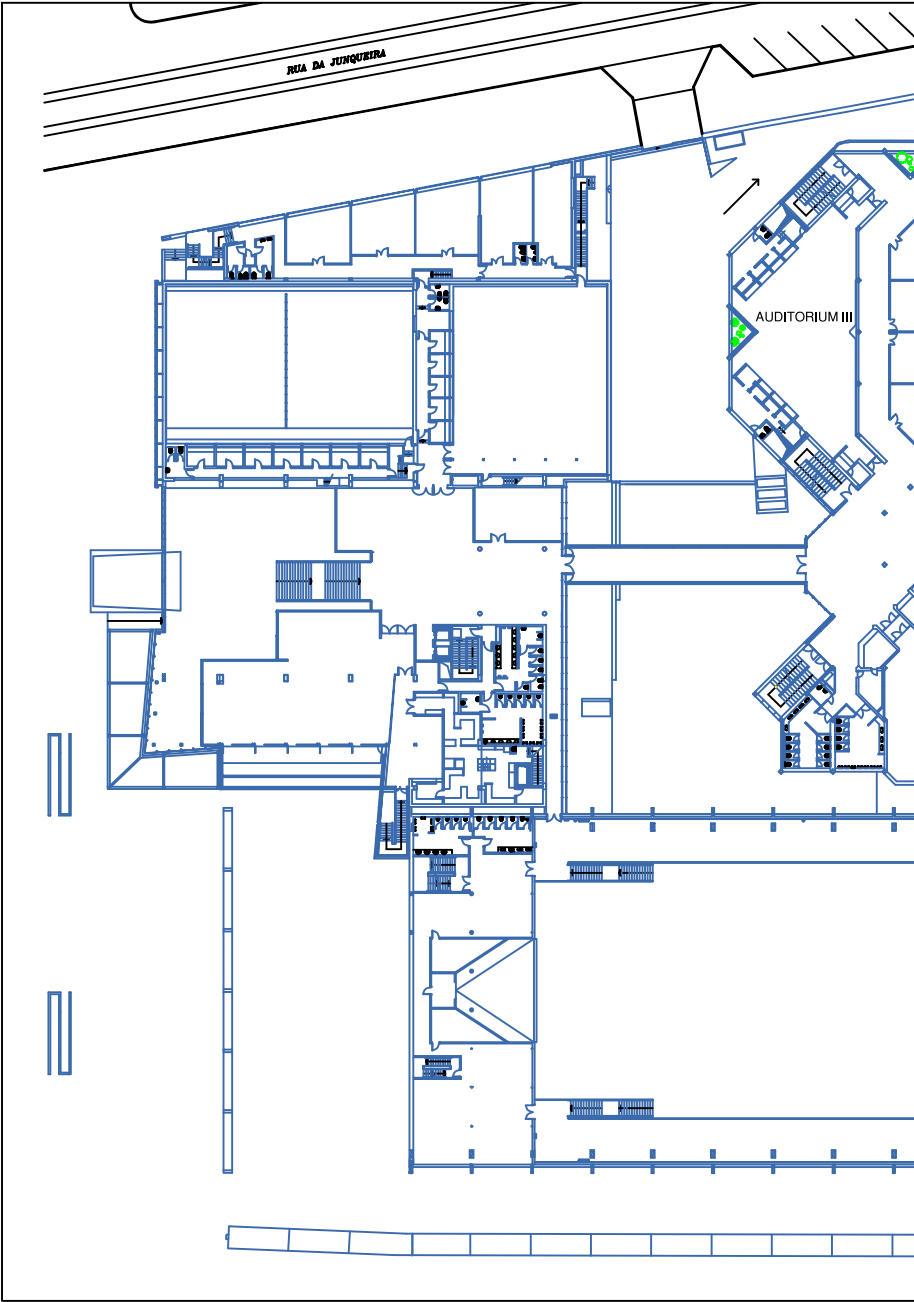
GOLD SPONSOR



SILVER SPONSOR

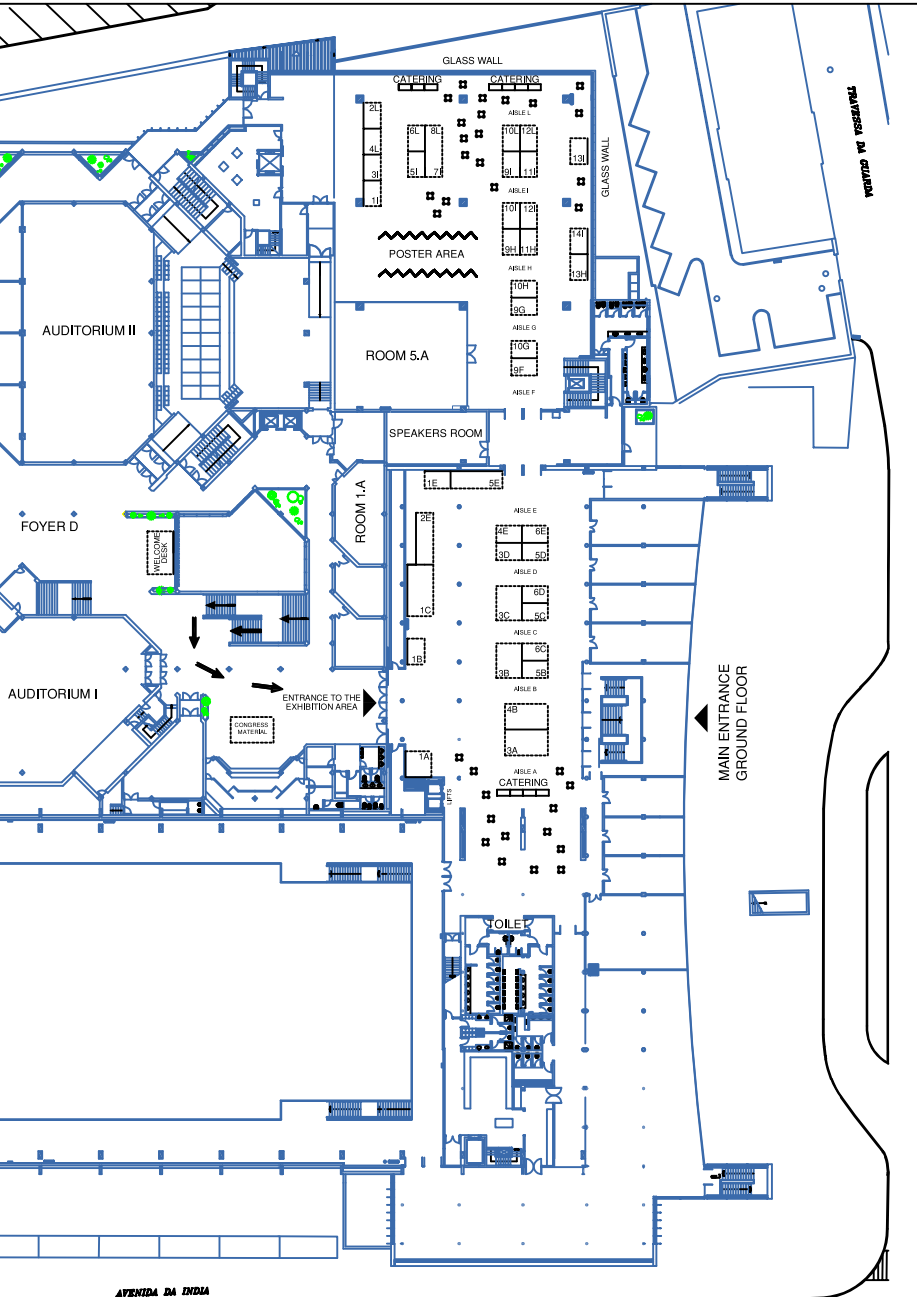




GENERAL



AL PLAN

FIRST FLOOR



	
HUMERAL CONDYLE COURSE	CARPAL ARTHRODESIS WITH NOVEL TITANIUM PLATES
Faculty Brian Beale John Innes Ben Walton	Faculty Alessandro Piras Luca Vezzoni Stephen Bresina
09:00 Registration 09:30 HIF and Humeral Condylar Fractures In Dogs: Aetiology and Pathogenesis, a Review 10:15 HIF – Clinical Management; Including The Humeral Intracondylar Repair System 11:45 Coffee break 12:00 Practical: Placing a Transcondylar Implant. Placing a HIRS Implant, Including Custom Drilling Guides 13:00 Lunch break 14:00 Humeral Unicondylar Fracture Management: Including The Lateral Epicondylar Anatomic Plate 15:00 Practical: Placing LEAP 16:00 Case Discussion 16:30 End of the course	08:00 Welcome Introduction & Course Objectives 08:15 Introduction to the KYON KLS System 08:45 Carpal Anatomy 09:15 Indication for Pan- and Partial Carpal Arthrodesis 09:45 KYON Implant Design Rationale 10:00 Coffee break 10:15 Surgical Planning: Pancarpal Arthrodesis 10:45 Planning Exercise with vPOP 11:15 Surgical Technique for Pancarpal Arthrodesis 12:00 Lunch break 13:00 Dry Lab: Pancarpal Arthrodesis 14:30 Surgical Planning: Partial Carpal Arthrodesis 15:00 Surgical Procedure: Partial Carpal Arthrodesis 15:30 Dry Lab: Partial Carpal Arthrodesis 17:00 Closing Remarks



LIGAMENT & TENDON REPAIR WITH NOVALIG® & NOVATEN® SYNTHETIC IMPLANTS


Faculty
Philippe Buttin
Julien Letesson

08:00 Registration
08:30 Welcome
08:45 NOVETECH SURGERY introduction
09:00 Pathophysiology of ligaments and tendons
09:10 General principles of ligament and tendon repairs
09:20 Material and implants presentation
09:40 Common Calcaneal tendon repair with NOVATEN®. Technique and postop
10:20 Biomechanical studies
10:45 Coffee break
11:00 Patellar tendon repair; Technique and postop
11:10 Triceps tendon repair; Technique and postop
11:20 Medial shoulder instabilities
11:40 Stifle surgery with NOVALIG® Platine. (Global stifle disruption, CrCL, CdCL, CCL+MPL)
12:30 Lunch
13:15 Video on Achilles tendon repair, and drylab
14:15 Video on cranial stifle surgery and global stifle dislocation in cat & small breed dogs, and drylab
15:30 Overview of other indications/ Case discussion (Hip Luxation, Tarsus/Carpus instability, ...)
16:30 Tips & Trick and management of complication
17:00 End of the course

TPLO - TIBIAL PLATEAU LEVELING OSTEOTOMY WITH PATELLA LUXATION

Faculty
Yves Samoy
Geert Verhoeven

08:00 Welcome
08:30 Stifle anatomy Diagnosis cruciate ligament rupture Approach to stifle joint
09:45 Coffee break
10:00 Stifle examination, meniscus treatment TPLO Technique
11:00 Pre-op planning of TPLO
12:00 Lunch break
13:00 Pit Falls and solutions
13:30 Dry lab TPLO
16:00 Coffee break
16:30 Wrap up, questions
17:00 End of the course

	
	NEXT GENERATION ORTHOPAEDICS: 3D PRINTING AND BEYOND
	Room Auditorium II
08:00	Registration
09:00	3D printing in Veterinary Medicine: methodologies, challenges, and opportunities Claudia Quaresma
09:50	Osteointegration and implant-skin interface issues in endo-exoprostheses for dogs and cats Gonçalo Simões
10:15	Shoulder luxation in the dog and cat, a review of surgical techniques Nuno Alexandre
10:40	The Use of 3D Printed Guides in Total Knee Replacement Matthew Allen
11:00	Coffee break & Exhibition
11:30	Surgical Navigation and Robotics in Veterinary Orthopaedics Matthew Allen
12:10	Humeral intracondylar fissure: a review of management options and outcomes Henrique Silva
12:35	Hip shelf techniques: human x darthroplasty Rafael Lourenço
13:00	Lunch break & Exhibition

11:30-12:30



Room Auditorium III

Arthrex Live Surgical Demonstrations

Moderator Peter Böttcher
Demonstrating Faculty Georg Haimel, Philipp Schmierer

MAIN CONGRESS Thursday, 26 September 2024 - Afternoon

14:00 - 14:05	Room Auditorium I Opening Congress speech Bruno Peirone	
14:05 - 14:50	State of the Art lecture Joys and sorrows of orthopedics - Aldo Vezzoni - Chairperson Bruno Peirone	
	Room A5 ARTHROSCOPY Chairperson Rico Vannini	Room Auditorium III CLINICAL COMMUNICATIONS Chairperson Jakub Kaczmarek
15:00	How does nanoscopy benefit my everyday practice? - Laura Cuddy	In vivo shoulder kinematics assessed with biplanar fluoroscopy in healthy dogs during walk and trot gait - Federico Longo
15:20	Hip nanoscopy: comparative study with standard arthroscopy and clinical cases Thibaut Cachon	Comparison of weight distribution at walk and trot in small breed dogs with hindlimb lameness using pressure-sensitive walkway - Suhwan Kim
15:40	Arthroscopy assisted compared to fluroscopically assisted, minimally invasive acetabular fracture repair: ex vivo feasibility study - Nikolaus Huels	Measurements of ground reaction forces in cats after Total Hip Replacement Gregor Schweng
16:00	Radiographic evaluation of humeral intracondylar fissure in dogs. A prospective, randomized study - Mara Sprocatti	Advantages of circular osteotomy in shoulder and stifle arthrodesis Pedro Godinho
16:20	Discussion	
16:30	Coffee break & Exhibition	
	FELINE ORTHOPAEDICS AND TRAUMA Chairperson Sorrel Langley-Hobbs	TRAUMA IN JUVENILE PATIENTS Chairperson Philipp Schmierer
17:00	Feasibility of stifle arthroscopy in cats +/- distractor - Eva Schnabl-Feichter	Maximise success with physeal fractures Sarah Girling
17:20	Feline total hip replacement. Registry based long term outcomes - Eithne Comerford	Premature closure of the distal radius growth plate: how do I manage it? Alessandro Boero Baroncelli
17:40	Treatment of intertarsal instabilities using a lateral locking plate - Hugo Schmökel	Managing unicondylar humeral fractures in juvenile dogs - Sarah Malek
18:00	Discussion	
18:10	Feline tibio-tarsal luxation: technique and clinical outcome of a castless toggle suture repair - Alexandre Caron	Experience with Minimally Invasive Elastic Plate Osteosynthesis - Loïc Déjardin
18:30	Distal tibial fractures in cats: specificities and treatment options - Julien Cabassu	Distraction osteogenesis to correct limb shortening in the juvenile patient Ross Palmer
18:50	Discussion	
19:00	Room Auditorium I Clinical Arena Elbow replacement - Speakers Loïc Déjardin, Peter Böttcher, Otto Lanz - Chairperson Bruno	
20:00 22:00	Welcome reception & Poster session	

Room Auditorium II INFECTION IN ORTHOPAEDICS	Room Auditorium I HOT TOPIC - MEDIAL PATELLA LUXATION
Chairperson Marc Balligand	Chairperson Luca Vezzoni
Factors contributing to surgical site infections in a hospital-based audit of >600 TPLOs Eithne Comerford	Tibial frontal and transverse plane measuring strategies for planning MPL corrections Jorge Leite
Arthroscopic sampling, diagnosis and treatment of infected total hip replacements in dogs: 8 cases - PJ Rocheleau	Severe grade IV MPL: is femoral shortening the answer? - Carlos Macias
Balancing the prevention of surgical site infections with responsible antimicrobial use in small animal practice - Hugo Schmökel	Proximal Tibial Osteotomy (PTO) as a component of MPL treatment: tricks and tips Jorge Leite
Case-based approach to treatment of infected fractures in cats - Brian Beale	Determination of isometric points for placement of a femoropatellar ligament prosthesis in treatment of the patellar luxation in dogs - Marie Nicolas

SPORTING DOG INJURIES	HOT TOPIC - MEDIAL PATELLA LUXATION
Chairperson Laura Cuddy	Chairperson Mike Kowaleski
Short tibio-talar medial collateral ligament stabilization in three cases - Riccardo Botto	Stifle joint: tibial rotation treatment using external elastic fixation Massimo Petazzoni, Luca Vezzoni
Treatment of avulsion of the origin of the lateral head of the gastrocnemius muscle using a synthetic prosthesis in a dog - Marie Rousseau	Outcome and complications of tibial tuberosity transposition with screw fixation Bianca Hettlich
Trauma to the origin of extensor carpi radialis muscle in young dogs – 2 cases - Silvia Jauernig	Dome trochleoplasty for correction of patellar luxation - Peter Böttcher
Can ultrasound be helpful in the evaluation of the distal joints of sportive patients? Giliola Spattini	Trochleoplasty techniques-block or wedge, what´s the best? - Eva Schnabl-Feichter
Use of a trans-articular locking plate for temporary immobilization of the hock joint after Achilles tendon repair - Bruno Peirone	When trochleoplasty is not an option: Implants for Patellar Groove Replacement - Ulli Reif

MAIN CONGRESS Friday, 27 September 2024 - Morning

	Room Auditorium II	Room 1.A
	FELINE ORTHOPAEDICS AND TRAUMA	BASIC ARTHROSCOPY
	Chairperson Marc Balligand	Chairperson Julia Knebel
09:00	Feline tarsal luxation and instability Pilar Lafuente	Getting started in arthroscopy John Innes
09:20	My approach to mandibular and maxillary fractures in cats - Ulli Reif	Tips for successful shoulder arthroscopy Nina Kieves
09:40	Ununited caudal glenoid ossification centre: case study - Boris Serck	Tips and tricks for challenging shoulder cases - Bernadette Van Ryssen
10:00	Discussion	
10:10	Humeral medial epicondylitis - Karen Perry	How to prevent typical beginners' mistakes during elbow arthroscopy? Bernadette Van Ryssen
10:30	Can ultrasound play a role in the musculo-tendinous conditions of feline patients? Giliola Spattini	Performing a successful arthroscopic meniscectomy - Nina Kieves
10:50	Discussion	
11:00	Coffee break & Exhibition	
	FELINE ORTHOPAEDICS AND TRAUMA	ADVANCED ARTHROSCOPY NEW CONCEPTS
	Chairperson Eva Schnabl-Feichter	Chairperson Brian Beale
11:30	Atraumatic capital physeal injuries in cats Karen Perry	Old problems, new approaches: how new portals can make a difference? Philipp Schmierer
11:50	Greater trochanter physeal fractures in the cat - Sorrel Langely-Hobbs	Validity of a universal aiming device in canine and feline joint surgery Peter Böttcher
12:10	Repair of feline achilles tendon rupture using a novel synthetic fiber implant in 12 cases Clara Bohin	Arthroscopic guided articular fracture repair - Caleb Hudson
12:30	Pancarpal arthrodesis in the cat: new perspectives Juan Marti	Arthroscopic use of suture anchors in the shoulder joint: first experience - case reports - Silvia Jauernig
12:50	Discussion	
13:00	Lunch break & Exhibition	

Room Auditorium III	Room Auditorium I	Room 5A
HIP ARTHROPLASTY	SPORTING DOG INJURIES	IN-DEPTH COMPANY SESSION
Chairperson Brian Saunders	Chairperson Ross Palmer	<p>09:00-11:00</p>  <p>Anatomical plating in small animal orthopedics - My experiences with the Arthrex OrthoLine</p> <p>Philipp Schmierer</p>
Total hip replacement in feline patient with the PorteVet system: 10 cases Thibaut Cachon	Fabellar disease / fracture in border collies Massimo Petazzoni	
Kyon-Z THR Mini system. Clinical outcomes - Luis Chambel	Carpal hyperextension injuries without instability Rico Vannini	
Why I believe that fluoroscopy is a must on Zurich-THR - Aldo Vezzoni	Rupture of the gastrocnemius muscle at its distal musculotendinous junction: conservative treatment and outcomes in 11 dogs Dirsko von Pfeil	
Soft tissue tension in total hip replacement: what can we learn from the human side? - Juan Marti	Diagnosis and management of iliopsoas strain and fibrotic myopathy of the gracilis muscle in sporting and working dogs Pilar Lafuente	
Intraoperative measurement of soft tissue reduction tension in canine hip replacement - Juan Marti	Surgical management of bilateral patellar tendon laceration in a dog Bianca Hettlich	
HIP ARTHROPLASTY	SPORTING DOG INJURIES	IN-DEPTH COMPANY SESSION
Chairperson Aldo Vezzoni	Chairperson Pilar Lafuente	<p>11:30-13:00</p>  <p>Versatility of the I-Loc IM Nail. A case-based review</p> <p>Alexandre Charbonneau, Loïc Déjardin</p>
Techniques to improve success during femoral canal preparation for the BFX stem in the sclerotic or deformed proximal femur - Brian Saunders	Skipping Dog Lameness. Introduction to a "normal" gait? Philipp Winkels	
Prevention and management of femoral fissure / fracture in Zurich-THR patients - Bruno Peirone	Skipping dog lameness therapeutic options Philipp Winkels	
Ex vivo evaluation of the effects of plating or double-loop cerclage on femoral fracture after Zurich cementless total hip replacement in cats - Otto Lanz	Results of a randomised trial comparing bedinvetmab to meloxicam for the management of canine osteoarthritis - John Innes	
CT measurement of cup orientation after Total Hip Replacement Alexis Bilmont	The use of ultrasound in the decision of back to work sportive patients after a trauma Giliola Spattini	

MAIN CONGRESS Friday, 27 September 2024 - Afternoon

	Room Auditorium II	Room 1.A
	FELINE ORTHOPAEDICS AND TRAUMA	ADVANCED ARTHROSCOPY - NEW CONCEPTS
	Chairpersons Karen Perry and Eva Schnabl-Feichter	Chairperson Bernadette Van Ryssen
14:30	Open fracture management in the feline patient - Karen Perry	Revising shoulder OCD with a persisting cartilage flap on a vizla using an alternate approach - Yves Samoy
14:50	Polytrauma in the cat! Julia Knebel	Hip arthroscopy: another level of diagnostics or an overkill? Jakub Kaczmarek
15:10	TPLO in the feline patient Alessandro Piras	Save the meniscus when possible! Arthroscopic treatment options for meniscal tears - Jean-Guillaume Grand
15:30	Feasibility and accuracy of pedicle screws in the feline thoracolumbar spine for spinal stabilization Matteo Rigo	How does arthroscopic meniscal treatment influence the outcome of TPLO? - Philipp Schmierer
15:50	Discussion	
16:00	Coffee break & Exhibition	
	FELINE ORTHOPAEDICS AND TRAUMA	REGENERATIVE MEDICINE
	Chairperson Sarah Girling	Chairperson Jordi Franch
16:30	Septic arthritis as a cause of chronic lameness in cats Sorrel Langley-Hobbs	Next Gen Regenerative Medicine in Veterinary Orthopedics Nicole Ehrhart
16:50	Feline patellar luxation: what I have learnt / my approach Gareth Arthurs	Addressing fundamental drivers of cellular aging to improve musculoskeletal health across the lifespan - Nicole Ehrhart
17:10	Accuracy of a novel table-bound reduction and drill guide system for minimally invasive sacroiliac screw placement in cats Alexis Bilmont	PRP in musculotendinous injury: what is the evidence? Laura Cuddy
17:30	Discussion	
17:40	Room Auditorium I Clinical Arena Corrective osteotomies for patellar luxation - Speakers Gareth Arthurs, Kenneth Bruecker, I	
18:45	Adjourn	

Room Auditorium III	Room Auditorium I	Room 5A
HIP ARTHROPLASTY	HOT TOPIC ELBOW JOINT	IN-DEPTH COMPANY SESSION
Chairperson Bruno Peirone	Chairperson Peter Böttcher	<p>15:00-17:00</p> <p> 3D printing. How an innovative manufacturing technology can help improve outcomes in routine and uncommon surgical procedures</p> <p>Raphael Arz, Daniele Corlazzoli, Massimo Petazzoni, Antonio Pozzi, Luca Vezzoni</p>
THR for luxoid hips Stanley Kim	Elbow arthroscopy: arthroscopic assisted UAP removal - Tips and Tricks - Philipp Schmierer	
A simple post-operative hip dislocation after THR can become a nightmare: how to avoid it Aldo Vezzoni	Elbow arthroscopy for FCP: a primum non nocere algorithm after > 500 cases Guillaume Ragetly	
Comparison between two total hip replacement cup impactor types in the accuracy of cup positioning: an in vitro study - Davide Mancusi	Strategies to excising large fragments and treating the zone of microfracture in elbow dysplasia (FCP) - Brian Beale	
Revision of a BFX cup, indications, tips and tricks - Brian Saunders	Case report: distraction osteogenesis to correct combined severe elbow incongruity, limb shortening & ALD - Ross Palmer	
HIP ARTHROPLASTY	HOT TOPIC ELBOW JOINT	
Chairperson Otto Lanz	Chairperson Guillaume Ragetly	
THR revision; BFX stem revision Mike Kowaleski	Acute arthroscopically assisted ulnar shortening to treat short radius syndrome Dirsko von Pfeil	
Use of Custom Flanged Cups for THR Revision Surgery Caleb Hudson	PAUL technique in managing medial compartment disease. Retrospective evaluation Luis Chambel	
Custom-made, patient-specific acetabular cup and instrumentation for total hip arthroplasty Raphael Arz	Treatment of elbow OCD lesions with a combination of a resurfacing osteochondral implant (Synacart) and a proximal ulna bi-oblique osteotomy. Outcome and complications Pedro Godinho	

Luca Vezzoni - Chairperson Ulli Reif

MAIN CONGRESS Saturday, 28 September 2024 - Morning

	Room A5	Room Auditorium I
	TOTAL JOINT REPLACEMENT	REGENERATIVE MEDICINE
	Chairperson Loïc Déjardin	Chairperson Sarah Girling
09:00	Development of surgical navigation for total joint replacement in dogs Matthew Allen	Review of the vet/human literature on improving bone healing in delayed/non union cases - Marc Balligand
09:20	Tele mentoring to overcome the learning curve in total joint replacement procedures. What is possible with today's technology Laurent Guiot	Case-based approach to use of rhBMP for fracture healing Brian Beale
09:40	Discussion	
09:50	Long-term outcome of the Kyon Total Medial Elbow Replacement System in 16 canine cases - Otto Lanz	Canine synovial and bone marrow MSCs and cartilage tissue engineering Brian Saunders
10:10	Evolution of TATE Elbow replacement from medial approach using general instrumentation to lateral approach using patient specific guides - Laurent Guiot	Accuracy and safety of four landmark-guided techniques for arthrocentesis and intraarticular injections of the stifle joint in dogs - Bronach Mcclean
10:30	External Fixation Amputee prosthesis – 5 years experience - Massimo Petazzoni	Treatment of stifle OCD in two dogs with autologous minced cartilage graft mixed with PRP and fixed with autologous thrombin solution in 2 dogs: description of the technique and clinical follow-up with second look arthroscopy and arthroscope - Julien Cabassu
10:50	Discussion	
11:00	Coffee break & Exhibition	
	TOTAL JOINT REPLACEMENT	HOT TOPIC CRUCIATE DISEASE
	Chairperson Guillaume Ragetly	Chairperson Eva Schnabl-Feichter
11:30	Custom made hemiprosthesis for large OCD lesion of femoral condyle - Luca Vezzoni	Diagnostics for meniscal injury. Low field MRI as a reliable Option Julia Knebel
11:50	CT-based estimation of the risk of collateral ligament injury during total knee replacement in dogs - Agnieszka Fracka	Cranial cruciate ligament tear in skeletally immature dogs - Sarah Malek
12:10	Working algorithm to determine TKR candidacy – when should we not recommend TPLO? - Laurent Guiot	Role of the quadriceps muscle in stabilization of ACL deficient canine knee - Marc Balligand
12:30	Advanced Decision Making in Total Knee Replacement - Caleb Hudson	Caudal cruciate ligament injuries Rico Vannini
12:50	Discussion	
13:00	Lunch break & Exhibition	
13:00	Room 1.A ESVOT GENERAL ASSEMBLY - ELECTIVE (Reserved to ESVOT Members 2024)	

Room Auditorium III	Room Auditorium II
CHALLENGING FRACTURE REPAIR	3D PRINTED GUIDES
Chairperson Bruno Peirone	Chairperson Ulli Reif
Fracture management: know when to hold them, know when to fold them. Cases the novice orthopedic surgeon could considering managing and those that should refer to a Specialist - Kenneth Bruecker	3D printed osteotomy guides vs free hand techniques Katie Barnes
Fracture complications: know when to walk away, know when to run Kenneth Bruecker	The use of 3D printing of guide in arthrodesis: indications, results, limitations Ron Ben Amotz

Polyaxial locking plates: more freedom or more trouble? Jakub Kaczmarek	A comparison of the trajectories of transcondylar screws placed using either patient-specific guides or a generic aiming device - Joshua Kershaw
Guidelines for double plating Alessandro Boero Baroncelli	3D surgical planning: what about the soft tissues? Matthew Allen
Challenging proximal femoral fractures. Tips and tricks to succeed Philipp Schmierer	3D printing guides and implants to treat critically sized bone defects Björn Meij

CHALLENGING FRACTURE REPAIR	3D PRINTED GUIDES
Chairperson Ulli Reif	Chairperson Jorge Leite
Video assisted Lateral humeral condyle fracture: 2 cases - Thibaut Cachon	Shelf arthroplasty in dogs with hip dysplasia: the role of 3D printing - Björn Meij
New strategies for acetabular fracture stabilization - Stanley Kim	Custom 3D printed cutting guide coupled with self reducing plate system for ABGD correction Sarah Girling
Challenging fracture repair: the use of ILN as a revision strategy for failed orthopedic repair - Ron Ben Amotz	Patient specific drilling guides and osteointegrating spacers for the management of cervical spondylomyelopathy in dogs - Ben Walton
Robotic assisted SIL reduction and fixation Loïc Déjardin	A novel 3D-printed patient-specific limb-sparing radial endoprosthesis for treatment of primary osteosarcoma in a great dane - Francesca Tavola

MAIN CONGRESS Saturday, 28 September 2024 - Afternoon

14:05 - 14:50	Room Auditorium I State of the Art lecture Advances in hip preserving surgery - Paulo Rego - Chairperson Aldo Vezzoni	
	Room A5	Room Auditorium I
	CLINICAL COMMUNICATIONS	HOT TOPIC CRUCIATE DISEASE
	Chairperson Jordi Franch	Chairperson Bianca Hettlich
15:00	Five cases of atlantoaxial instability treated with pedicle screw-pmma construct, facilitated by video assistance and 3D-printed guide - Julien Letesson	How to measure rotational laxity of the canine stifle in the clinical setting? Dominique Griffon
15:20	Comparison of intra and post-operative stem-associated complications among juveniles, adults and dogs 7 years and older with a total hip replacement system with lateral bolt - Panagiotis Kokkinos	Combined intra and extraarticular surgical treatment of cranial and caudal cruciate ligaments in dogs and cats Alexandre Caron
15:40	Ventral coxofemoral luxation in poodle breeds: multicentre retrospective case series (2018-2023) - Laura Lapa Marques Da Costa	Percutaneous lateral fabellar repair as a cost-effective alternative treatment for cranial cruciate ligament disease Dominique Griffon
16:00	Discussion	
16:10	Coffee break & Exhibition	
	CLINICAL COMMUNICATIONS	HOT TOPIC CRUCIATE DISEASE
	Chairperson Pilar Lafuente	Chairperson Laurent Guiot
16:30	Rethinking trochleoplasty for medial patellar luxation in dogs: femoral morphology and grade discrepancy - Jasmine Moser	TPLO complications Katie Barnes
16:50	Custom-made trochlear ridges prosthesis for dogs affected by femoral trochlear dysplasia and patellar luxation Tommaso Nicetto	Guided TTA's & TPLO's for the Less Experienced Surgeon? Ross Palmer
17:10	Biomechanical comparison of three types of patellar ligament rupture repair in dogs, a cadaveric study - Maxime Guillet	Can roll-back occur post TPLO without fixation failure? Hypothesis and preliminary results - Carlos Macias
17:30	Outcomes of 11 dogs undergoing patellar ligament repair using an ultra-high molecular weight polyethylene implant Fabrice Bernard	Concurrent cruciate ligament rupture & patellar luxation in dogs; combining TPLO & TTT surgery. My approach Gareth Arthurs
17:50	Evaluation of inter-rater and intra-rater reliability for two-dimensional total hip replacement planning using computed tomography-derived images and radiographs in dogs - Julien Boullenger	TPLO and patellar luxation: a new type of spacer Yves Samoy
18:10	Discussion	
18:20 - 18:45	Room Auditorium I Closing Ceremony and Awards Chairperson Ulli Reif	
20:00	Social Dinner	

Room Auditorium III	Room Auditorium II
CHALLENGING FRACTURE REPAIR	3D PRINTED GUIDES
Chairperson Katie Barnes	Chairperson Mike Kowaleski
Humeral condylar fractures: revising complications Ben Walton	Distal femoral varus/valgus: when do I operate with or without 3D printed guides Boris Serck
Fractures of the radial carpal bone, to fix or to fuse Alessandro Piras	Reconstruction of segmental bone defect using customized 3D-printed titanium implant: comparison of locking and nonlocking plate/screw system - Byung-Jae Kang
Fluoroscopically guided normograde metabone pinning Dirsko von Pfeil	Impact of postoperative radiography on the management of humeral condylar fractures in young dogs - Stavros Karydas
CHALLENGING FRACTURE REPAIR	INTERACTIVE MASTERCLASS ON COMPLEX JOINT SALVAGE SOLUTIONS
Chairperson Philipp Schmierer	Chairperson Bruno Peirone
Carpal arthrodesis: did we reduce complications with technique improvement? - Guillaume Ragetly	Complex Hip Noel Fitzpatrick
Partial carpal arthrodesis using the LCP® condylar plate: what to expect? Julien Cabassu	Complex Stifle Noel Fitzpatrick
Options for repair or salvage of failed joint arthrodesis Jean-Guillaume Grand	Complex Hock Noel Fitzpatrick
Improving outcomes in orthopedic patients Kenneth Bruecker	Complex Elbow Noel Fitzpatrick
	Complex Shoulder and Carpus Noel Fitzpatrick

Save the date!



24th ESVOT Congress

Challenging joint surgery

Palma de Mallorca (E)

11-13 September, 2025



Organized by



Palazzo Trecchi

Via Trecchi, 20 - Cremona (Italy)

Ph. +39 0372 403509 - Email info@evsrl.it